

INTERIM REPORT JANUARY 1 - JUNE 30, 2008



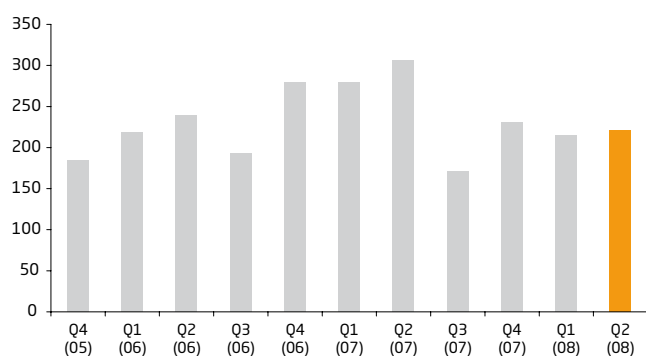
STRONG NET INFLOW DESPITE FINANCIAL WORRIES

SECOND QUARTER

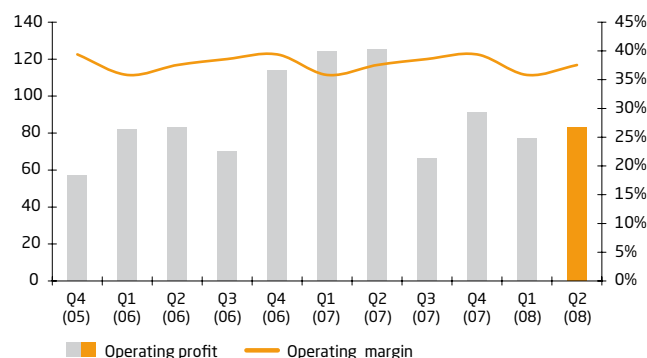
- + OPERATING REVENUE SEK 221 (306) MILLION - 28%
- + OPERATING PROFIT SEK 83 (125) MILLION - 34%
- + PROFIT AFTER TAX SEK 59 (89) MILLION - 34%
- + DILUTED EARNINGS PER SHARE SEK 2.2 (3.2) - 31%
- + OPERATING MARGIN 38 (41) %
- + ASSETS UNDER MANAGEMENT SEK 68.1 (85.2) BILLION, NET INFLOW SEK 3.0 (1.9) BILLION

- + Operating profit was SEK 83 (125) million, and profit after tax was SEK 59 (89) million, corresponding to SEK 2.2 (3.2) per share after dilution. The decrease in profit should be regarded in the light of a particularly difficult business climate. Attracting new managed assets of SEK 3 billion while demonstrating an operation margin of 38 percent is therefore a sign of strength under these conditions.
- + Revenue was SEK 221 (306) million. Net revenue from commissions and fees decreased by 36 percent to SEK 164 (256) million. Of the net revenue from commissions and fees, SEK 71 (77) million was from asset management fees, a decrease of 8 percent. The environment for Corporate Finance has been unfavourable, which means that revenue from financial advisory services and underwriting decreased by 57 percent to SEK 37 (86) million. This deviation is also explained by Corporate Finance, during the second quarter of 2007, conducting the largest capital acquisition in the unit's history. Net revenue from financial transactions including dividends decreased by 33 percent to SEK 33 (49) million, of which Trading accounted for SEK 26 (20) million.
- + Expenses decreased by 24 percent to SEK 138 (181) million, which is explained mainly by lower provisions for profit sharing, which decreased by SEK 35 million. In addition, other expenses decreased by SEK 8 million as a direct effect of the measures implemented to adapt costs to the current business climate. Once again the group's total expenses excluding provisions for profit sharing were entirely covered by repeat revenues in the second quarter. This is in line with the financial target of a minimum of 100 percent cost coverage and is a confirmation of good cost control.
- + Total assets under management decreased by SEK 4.5 billion to SEK 68.1 billion during the quarter. This is a decrease of 6 percent during the quarter, while the AFGX index for the Stockholm stock exchange exhibited a decline of 11 percent. The net inflow of new client volumes during the quarter was SEK 3.0 billion.

REVENUE (SEKm)



OPERATING PROFIT (SEKm)



ALL FINANCIAL TARGETS MET

JANUARY - JUNE

- + OPERATING REVENUE SEK 436 (585) MILLION - 25 %
- + OPERATING PROFIT SEK 160 (249) MILLION - 36 %
- + PROFIT AFTER TAX SEK 114 (178) MILLION - 36 %
- + DILUTED EARNINGS PER SHARE SEK 4.2 (6.4) - 34 %
- + OPERATING MARGIN 37 (43) %
- + ASSETS UNDER MANAGEMENT SEK 68.1 (85.2) BILLION, NET INFLOW SEK 3.4 (4.0) BILLION

HQ IN SUMMARY

COMMENTS FROM CEO MIKAEL KÖNIG

Considering the inclement market climate our business has demonstrated a good second quarter, and it is particularly pleasing that all units are making a positive contribution to profits.

The net inflow of assets under management during the second quarter was SEK 3 billion in HQ Private Banking, which contributes to further growth in repeat revenue. The net inflow is explained mainly by an attractive value proposition and a consistent strategy. In addition, there was a contribution from the acquisition of SFK Svensk Förvaltningskonsult of just over SEK 1.1 billion in net inflow. This business has been integrated according to plan and provides us with access to the occupational pension market and an opportunity to offer fund management services within the framework of Skandia.

It is also pleasing that under the current circumstances we are able to deliver an operating margin during the second quarter of 38 percent and that repeat revenue covered 102 percent of the group's expenses excluding profit sharing. Factors contributing to this are a consistently implemented strategy and a continued high level of cost consciousness.

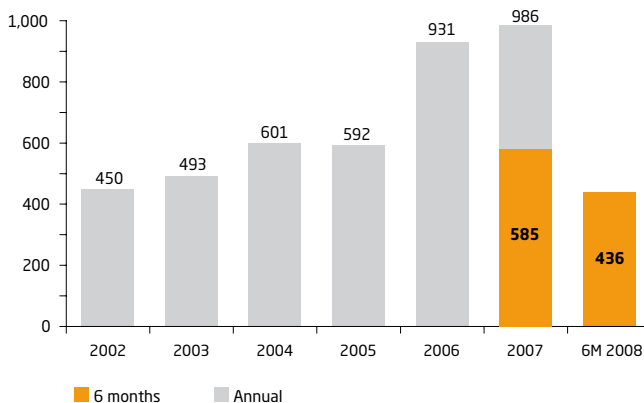
The efforts in Alternative Investments are proceeding as planned and during the second quarter we successfully launched HQ Loans – a fund that invests in a well diversified portfolio of Nordic corporate loans. Despite a challenging market climate the fund on closing had attracted over SEK 1 billion from both our private banking clients and institutions.

During the autumn we will continue the work of increasing our market share outside the Stockholm area and further strengthening our position in Emerging Markets.

The operating target of SEK 100 billion in managed assets by 2010 is unchanged.

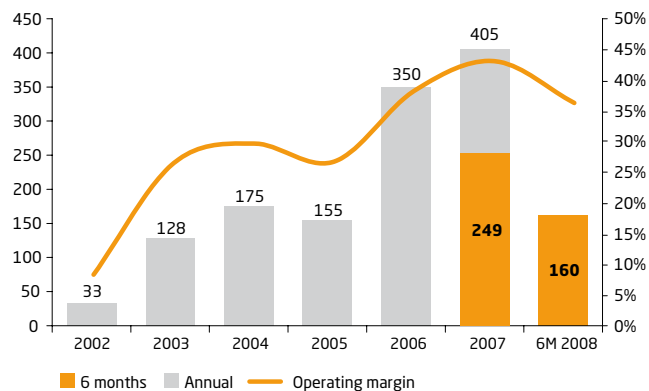
REVENUE (SEKm)

(Pro forma incl. HQ Fonder)



OPERATING PROFIT (SEKm)

(Pro forma incl. HQ Fonder)



THE GROUP - REPORTING PERIOD JANUARY 1 - JUNE 30, 2008

FINANCIAL WORRIES HAVE NEGATIVELY IMPACTED REVENUE OPPORTUNITIES

HQ reports for the first half of 2008 operating profit of SEK 160 (249) million, and profit after tax of SEK 114 (178) million, corresponding to SEK 4.2 (6.4) per share after dilution. Amortisation of intangible assets attributable to the merger with HQ Fonder has been recognised in profit and loss at SEK 6 (6) million.

Profits have been adversely affected by the financial worries that have dealt a tough blow to the entire financial sector. Since June 30, 2007 the Stockholm stock exchange has declined by 33 percent, which has naturally had an adverse effect on HQ's revenues. Thanks to a net inflow and successful management, assets under management decreased to a lesser extent, corresponding to 20 percent. In addition, HQ has in its strategic work for several years focused on greater stability and a higher level of efficiency in its operations, which strongly contributed to continued good profitability. The operating margin was 37 percent.

REPEAT REVENUE REPRESENTS AN INCREASINGLY LARGE PROPORTION OF TOTAL REVENUE

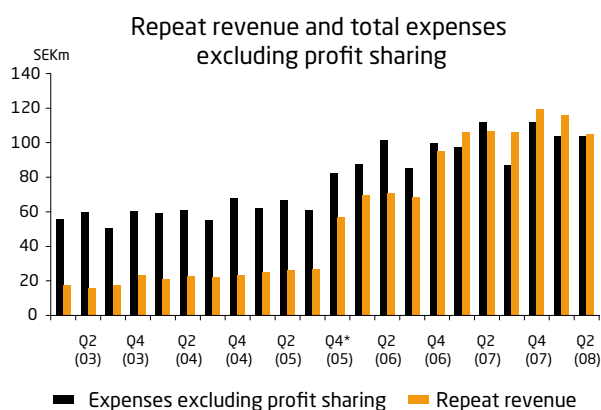
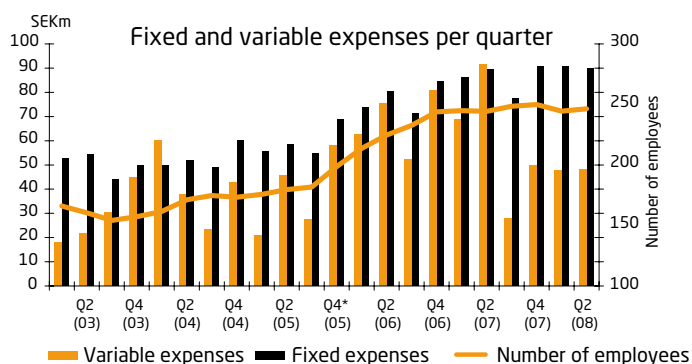
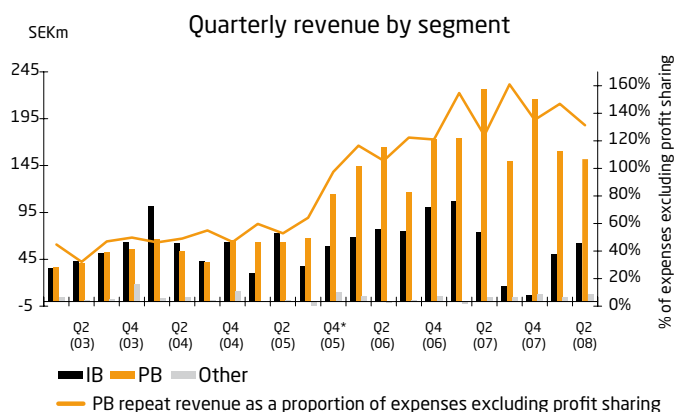
In total operating revenue was SEK 436 (585) million, a decrease of 25 percent. Net revenue from commissions and fees decreased by 25 percent to SEK 327 (438) million. Of the net revenue from commissions and fees SEK 416 (492) million was secondary, a decrease of 15 percent. The revenue from commissions and fees also includes revenue of SEK 58 (105) million from financial advisory services and underwriting, a decrease of 45 percent. Trading on the company's own account, comprising the net result of financial transactions and dividends, decreased by 51 percent to SEK 71 (146) million, of which Trading accounted for SEK 48 (94) million.

The principal explanation for the decline in revenue is the unfavourable market climate, which had a negative influence mainly on brokerage fees, trading on the company's own account and advisory fees. Repeat revenue has been affected to a lesser degree and comprised 51 (36) percent of operating revenue. Repeat revenue includes asset management fees and net interest income from the public, less expenses for commissions and fees. Repeat revenue in HQ Private Banking increased by 2 percent to SEK 194 (191) million, which means that 139 (139) percent of HQ Private Banking's current expenses excluding profit sharing were covered by repeat revenue. At a consolidated level, 107 (103) percent of current expenses excluding profit sharing were covered by repeat revenue.

HIGH LEVEL OF COST CONSCIOUSNESS

Operating expenses for the period totalled SEK 276 (336) million, a decrease compared to the preceding year of 18 percent. This decrease is explained mainly by lower expenses for provisions for profit sharing, which declined by SEK 58 million to SEK 69 (127) million and represented 30 (34) percent of operating profit before provisions. Other expenses remained more or less constant and amounted to SEK 207 (209) million.

In order to adapt the business to the current economic climate, active cost control is taking place. A comprehensive review has been conducted of all variable expenses and larger investments are being more thoroughly analysed. However, no defensive measures have been implemented in the form of layoffs or cessation of operating activities. A number of major development projects were completed during the first quarter and it is estimated that no further major investment is required during the year. During the second quarter a trend could be noted towards greater cost efficiency. For full year 2008 it is estimated that expenses excluding profit sharing will be lower than the outcome for 2007, that is to say approximately SEK 400 million excluding profit sharing.



*) Including HQ Fonder from October 28, 2005

CASH AND CASH EQUIVALENTS, CAPITAL ADEQUACY, NET INTEREST INCOME AND HUMAN RESOURCES

The group's cash and cash equivalents amounted to SEK 2,887 (1,238 per December 31, 2007) million. Equity amounted to SEK 1,022 (1,182 per December 31, 2007) million, corresponding to SEK 38 (44 per December 31, 2007) per share. Consolidated capital adequacy amounted to 16 (21 per December 31, 2007) percent, corresponding to a capital adequacy ratio of 2.0. The current level of capital adequacy exceeds both the legal requirement of at least 8 percent and HQ's financial target of a minimum of 10 percent.

Average deposits from and lending to the public have increased compared to the preceding year. Net interest income attributable to HQ's custodian account clients has thus increased by 54 percent to SEK 54 (35) million.

The number of employees in the group was 246, compared with 250 at the start of the year. The average number of employees during the period was 246 (244).

ASSETS UNDER MANAGEMENT

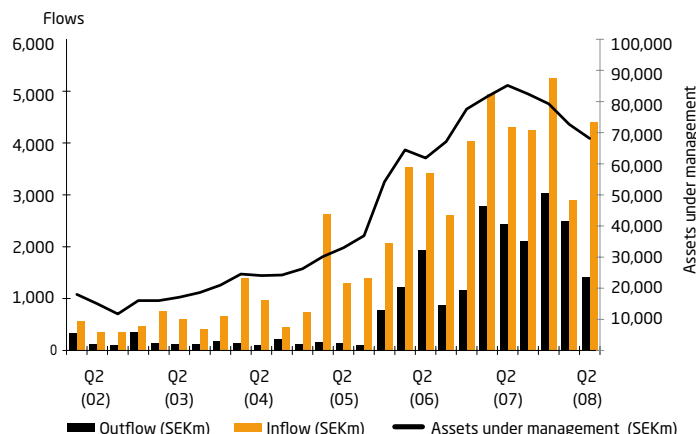
The trend of the Stockholm stock exchange was negative during the first half of 2008. The AFGX index declined by 21 percent. This negatively impacted assets under management, which decreased by 14 percent to SEK 68.1 (79.2 per December 31, 2007) billion.

The net inflow of assets under management during the first half of the year was SEK 3.4 billion, which represents annualised organic growth of 10 percent in HQ Private Banking.

FINANCIAL TARGETS

In conjunction with the latest year-end report the board of directors established the following financial targets:

- + The operating margin shall average a minimum of 35 %, outcome 37 %
- + The net inflow of assets under management in Private Banking shall be a minimum of 10 % per year, outcome 10 %
- + Repeat revenue as a proportion of total expenses excluding profit sharing shall be a minimum of 100 %, outcome 107 %
- + Capital adequacy shall be a minimum of 10 %, outcome 16 %



OUTLOOK

The first half of 2008 has been characterised by an unstable capital market, and it remains difficult to predict trends in the short term. HQ's consistent focus on repeat revenue and cost control has contributed to greater stability and a successively reduced level of risk in the operations.

Furthermore the weakened stock market climate is also a market of opportunities and there are factors that suggest there will be structural changes in the finance sector during 2008. HQ has built up a platform and a leading position in private banking that will facilitate an active role in any consolidation.

HQ works in the long term and has made considerable investment in its business model, in its staff and in broadening the successful private banking concept outside the Stockholm area. The venture in Alternative Investments, which is an area with a high level of growth and profitability potential, is going according to plan, and will successively and increasingly contribute to HQ's sales and profits.

HQ's operating target of achieving assets under management of SEK 100 billion by 2010 is unchanged, which places demands on the continued development of both new and existing distribution channels.

Overall HQ has a unique value proposition, a scalable business model, a high level of cost consciousness and therefore good prospects for continued profitable expansion.

For further information, please contact Mikael König, Chief Executive Officer, by phone on +46 8 696 17 00.

SCHEDULED REPORTS

Interim report Q3, 2008

October 17, 2008

Year-end report 2008

January 29, 2009

CONSOLIDATED STATEMENTS OF COMPREHENSIVE INCOME (SEKm)		2008	2007	2008	2007
		Apr - Jun	Apr - Jun	Jan - Jun	Jan - Jun
Revenue from commissions and fees		247	349	474	596
Expense from commissions and fees		-83	-93	-147	-158
Interest income		83	33	153	56
Interest expense		-60	-35	-117	-58
Net result of financial transactions, including dividends	note 1	33	49	71	146
Other operating revenue		1	3	2	3
Total operating revenue		221	306	436	585
Employee benefits expense		-97	-130	-197	-249
General administrative expenses		-26	-30	-52	-54
Depreciation and amortisation of non-current assets		-5	-5	-10	-10
Other operating expense		-10	-16	-19	-23
Credit losses and bad debt losses		0	0	2	0
Total operating expense		-138	-181	-276	-336
Operating profit		83	125	160	249
Income tax expense for the period		-24	-36	-46	-71
Profit for the period		59	89	114	178
Attributable to minority interest		0	0	0	0
Basic earnings per share, SEK		2.2	3.3	4.2	6.6
Diluted earnings per share, SEK		2.2	3.2	4.2	6.4
Average issued shares before dilution		27,114,480	27,114,480	27,114,480	27,114,480
Average issued shares after dilution		29,527,880	28,985,658	29,527,880	28,794,547
Issued shares before dilution		27,114,480	27,114,480	27,114,480	27,114,480
Issued shares after dilution		29,527,880	29,527,880	29,527,880	29,527,880

CONSOLIDATED STATEMENTS OF FINANCIAL POSITION (SEKm)		Jun 30, 2008	Dec 31, 2007
Lending to credit institutions		2,887	1,238
Lending to the public		3,432	2,526
Investments in associates		855	2,214
Intangible assets		595	574
Other assets		1,752	2,686
Total assets		9,521	9,238
Liabilities to credit institutions		2,458	1,516
Deposits and borrowing from the public		2,917	3,451
Other liabilities		3,124	3,089
Equity attributable to equity holders of the parent		1,021	1,181
Minority interest		1	1
Equity		1,022	1,182
Total liabilities and equity		9,521	9,238

CONSOLIDATED STATEMENT OF CHANGES IN EQUITY (SEKm)		Jun 30, 2008	Jun 30, 2007	Dec 31, 2007
Balance per adopted statement of financial position - start of period		1,181	1,046	1,046
Dividends		-271	-163	-163
Equity component of convertible debentures		-3	8	8
Profit for the period		114	178	290
Equity attributable to equity holders of the parent		1,021	1,069	1,181
Minority interest		1	1	1
Total equity - end of period		1,022	1,070	1,182

CONSOLIDATED PERFORMANCE PER QUARTER (SEKm)		2008	2008	2007	2007	2007
		Apr - Jun	Jan - Mar	Oct - Dec	Jul - Sep	Apr - Jun
Net revenue from commissions and fees		164	163	224	153	256
Net interest income		23	13	14	4	-2
Net gain or loss from financial transactions, including dividends		33	38	-8	11	49
Other operating revenue		1	1	1	3	3
Operating revenue		221	215	231	171	306
Operating expenses		-138	-138	-140	-105	-181
Operating profit		83	77	91	66	125

KEY FIGURES		2008	2007	2007-2008	2007	2006	2005
		Jan - Jun	Jan - Jun	Jul - Jun			
Operating revenue, SEKm		436	585	838	986	931	518
Operating expenses, SEKm		-276	-336	-521	-581	-581	-390
Operating profit, SEKm		160	249	317	405	350	128
Basic earnings per share, SEK		4.2	6.6	8.4	10.7	9.2	4.9
Equity per share, SEK		38	39	38	44	39	33
Operating margin, %		37%	43%	38%	41%	38%	25%
Return on equity, %*		22%	29%	22%	26%	26%	15%
Capital adequacy, %		16%	24%	16%	21%	29%	42%

* Returns are calculated on a rolling 12-month basis.

SEGMENT REPORTING (SEKm)

	HQ Private Banking		HQ Investment Banking		Other/Eliminations		Total	
	2008 Jan - Jun	2007 Jan - Jun	2008 Jan - Jun	2007 Jan - Jun	2008 Jan - Jun	2007 Jan - Jun	2008 Jan - Jun	2007 Jan - Jun
Operating revenue	312	401	112	181	12	3	436	585
Operating expenses	-174	-205	-77	-102	-25	-29	-276	-336
Operating profit	138	196	35	79	-13	-26	160	249
Tax	-	-	-	-	-46	-71	-46	-71
Profit for the period	138	196	35	79	-59	-97	114	178

CONSOLIDATED STATEMENT OF CASH FLOWS (SEKm)

	2008 Jan - Jun	2007 Jan - Jun
Cash flow from operating activities	69	125
Cash flow from assets and liabilities of operating activities	1,884	-1,035
Net cash (used in)/generated by operating activities	1,953	-910
Net cash (used in)/generated by investing activities	-33	-1
Net cash (used in)/generated by financing activities	-271	14
Net cash (used)/generated for the period	1,649	-897
Cash and cash equivalents at beginning of the period	1,238	1,477
Cash and cash equivalents at end of the period	2,887	580

PARENT COMPANY STATEMENT OF COMPREHENSIVE INCOME (SEKm)

	2008 Jan - Jun	2007 Jan - Jun
Other operating revenue	0	-
Overhead expenses	-8	-10
Operating profit (loss)	-8	-10
Investment revenue	-7	-12
Profit after financial income	-15	-22
Income tax expense	4	6
Profit for the period	-11	-16

PARENT COMPANY STATEMENT OF FINANCIAL POSITION (SEKm)

	Jun 30 2008	Dec 31 2007
Non-current assets	821	803
Current assets	137	520
Total assets	958	1,323
Equity	618	904
Non-current liabilities	336	334
Current liabilities	4	85
Total liabilities and equity	958	1,323

ACCOUNTING POLICY

HQ's interim report has been prepared in accordance with the International Financial Reporting Standards (IFRS) adopted by the EU and the interpretations adopted by the EU of the applicable standards, IFRIC. This report has been prepared in accordance with IAS 34, Interim Financial Reporting as well as the regulations and general advice of the Swedish Financial Supervisory Authority regarding Annual Accounts for Credit Institutions and Securities Companies (FFFS 2006:16). The interim report for the parent company has been prepared in accordance with the Annual Accounts Act and the Securities Market Act, which is in accordance with the provisions of RFR 2:1, Reporting for Legal Entities. The accounting policy and methods of calculation are unchanged from those applied in the Annual Report for 2007.

NOTES (ALL AMOUNTS IN SEKm)**Note 1– Net gain or loss from financial transactions, including dividends**

The net gain or loss from financial transactions includes dividends for the six-month period of SEK 149 (194) and for the three-month period of SEK 149 (182).

DEFINITIONS**Earnings per share after tax**

Net profit/loss for the period in relation to the average number of shares dur-

ing the period, before and after dilution. The dilution effect is attributable to the three outstanding employee convertible programmes. Two of these were launched during 2006, of which the second with duration from January 2007, and one was launched during 2007.

Equity per share

Equity in relation to issued shares on the reporting date.

Operating margin

Operating profit/loss in relation to operating revenue.

Return on equity

Net profit or loss for the period in relation to average equity. Returns are calculated on a rolling 12-month basis.

Cash and cash equivalents

Cash and cash equivalents includes cash and balances with central banks as well as lending to credit institutions.

Capital adequacy

Capital base in relation to risk-weighted amounts for market and credit risks.

HQ PRIVATE BANKING

HQ Private Banking is a leading player in the field of private banking and asset management. Business is conducted in the following seven service areas divided into four units: High Net Worth Individuals (with the service areas Asset Management, Financial Planning, Entrepreneur Services and HQ Pension); Emerging Markets; HQ Fonder; and External Distribution of structured products and funds.

(SEKm)	2008 Apr - Jun	2007 Apr - Jun	2008 Jan - Jun	2007 Jan - Jun
Brokerage fees and other sales commission	84	146	157	229
Asset management fees	120	135	238	259
Expenses from transactions and commission	-77	-79	-133	-134
Net interest income/expense	22	16	44	31
Net result of financial transactions, including dividends	3	9	6	16
Other operating revenue	0	-	0	-
Total operating revenue	152	227	312	401
Employee benefits expense	-46	-77	-94	-130
General administrative expenses	-14	-15	-27	-28
Depreciation and amortisation of non-current assets	-1	-1	-2	-2
Other operating expense	-26	-27	-51	-45
Credit losses and bad debt losses	0	0	0	0
Total operating expense	-87	-120	-174	-205
Operating profit	65	107	138	196
Average number of employees	114	118	115	117
Operating margin	43%	47%	44%	49%
Assets under management at end of period			59,788	71,526
Total revenue/average assets under management*)			1.02%	1.12%

*) Total revenue and average assets are calculated on a rolling 12-month basis

LARGE INFLOW OF MANAGED ASSETS

Operating revenue for HQ Private Banking was SEK 312 (401) million, a decrease of 22 percent compared with the same period in the preceding year. Brokerage revenue decreased by 35 percent to SEK 105 (162) million and the net revenue from financial transactions by 63 percent to SEK 6 (16) million. Asset management fees and net interest income were affected to a lesser degree and decreased by 3 percent to SEK 282 (290) million.

Operating expenses for HQ Private Banking decreased by 15 percent to SEK 174 (205) million. Employee benefit expense excluding profit sharing decreased by 6 percent to SEK 60 (64) million and other expenses excluding profit sharing increased by 7 percent to SEK 80 (75) million. This increase is explained by higher marketing expenses associated with various client recruitment activities around the country, as well as greater allocation of group functions.

The net inflow of assets under management within HQ Private Banking during the first half of the year was SEK 3.4 billion, which represents annualised organic growth of 10 percent and a future positive contribution to repeat revenue. Repeat revenue in HQ Private Banking increased by 2 percent to SEK 194 (191) million, which means that 139 (139) percent of HQ Private Banking's current expenses excluding profit sharing were covered by repeat revenue.

The business unit reported operating profit of SEK 138 (196) million.

HQ INVESTMENT BANKING

HQ Investment Banking's operations are made up of four service areas: Corporate Finance, Equities, Trading and Alternative Investments. Activities are conducted in the fields of research, trade in shares and derivatives on the company's own account and on behalf of clients, and capital market transactions and advice in conjunction with mergers and acquisitions. The business focuses on providing advice and ideas that generate added value for clients.

(SEKm)	2008 Apr - Jun	2007 Apr - Jun	2008 Jan - Jun	2007 Jan - Jun
Brokerage fees	24	30	49	65
Revenue from financial advisory services and underwriting	15	36	24	40
Expenses from transactions and commission	-5	-12	-13	-22
Net interest income (expense)	0	0	0	-1
Net gain or loss from financial transactions, including dividends	26	18	47	95
Other operating revenue	2	2	5	4
Total operating revenue	62	74	112	181
Employee benefit expense	-30	-34	-57	-82
General administrative expenses	-6	-6	-12	-11
Depreciation and amortisation of non-current assets	0	0	-1	-1
Other operating expenses	-5	-5	-9	-8
Credit losses and bad debt losses	-	-	2	-
Total operating expenses	-41	-45	-77	-102
Operating profit	21	29	35	79
Average number of employees	46	44	46	46
Operating margin	34%	39%	31%	44%
Assets under management at end of period			8,353	13,655

EFFORTS IN ALTERNATIVE INVESTMENTS SUCCESSIVELY SHOWING RESULTS

Operating revenue for HQ Investment Banking was SEK 112 (181) million, a decrease of 38 percent compared with the same period in the preceding year. The decrease in revenue is mainly attributable to Trading, which reports a decrease in revenue of SEK 43 million.

During the second quarter, Corporate Finance conducted a number of structured placements and advisory assignments despite unfavourable market conditions. During the second quarter of 2007 the largest capital acquisition in the history of Corporate Finance was conducted, which explains the decline in advisory fees of SEK 16 million to SEK 24 (40) million.

Trading's net gain from financial transactions including dividends declined by 49 percent to SEK 48 (94) million. The weaker outcome is an effect of the financial turbulence that has characterised 2008, while the first half of 2007 was a particularly good half year for Trading. As previously communicated, the Trading operations are focusing increasingly on market making in liquid instruments. The total scope of the portfolio has been successively reduced and risk has been lowered. Trading reported an operating profit of SEK 14 (39) million.

Equities has been adversely affected by the financial turbulence that led to a lower level of activity in institutional share trading. Revenue in Equities therefore decreased by 27 percent to SEK 49 (67) million.

Efforts in Alternative Investments are proceeding according to plan. During the second quarter HQ Loans was launched, a fund that invests in a well diversified portfolio of Nordic corporate loans. Despite a challenging market climate the fund had attracted over SEK 1,000 million when closed. Several new products are currently being evaluated, with a possible launch during the second half of the year. This means new opportunities for HQ's clients and additional repeat revenue for HQ Investment Banking.

The business unit reported operating profit of SEK 35 (79) million.

HQ - MISCELLANEOUS

ACQUISITION OF BUSINESS

On April 30, 2008, HQ AB acquired 100 percent of SFK Svensk Förvaltningskonsult AB (SFK) for SEK 23 million in cash. SFK provides policyholders with discretionary management of insurance assets in fund portfolios and on April 30, 2008 managed approximately SEK 1.1 billion.

During the two months until June 30, 2008, SFK contributed SEK 0.5 million to the group's profit after tax. If the acquisition had occurred per January 1, 2008, the company management estimates that the group's profit after tax would have increased by SEK 1 million to SEK 115 million. The acquisition has the following effects on the company's assets and liabilities.

Acquisition analysis SFK

Acquired assets	Actual value reported in group
Cash and cash equivalents	11
Other assets	1
Accounts payable and other liabilities	-1
Client relationships	12
Less tax liability	-3
Net identifiable assets	20
Goodwill	3
Cash price paid	23
Acquired cash	11
Net cash flow	-12

The goodwill that arises is mainly attributable to future revenue synergy.

RISKS AND UNCERTAINTIES

HQ's business entails daily risks that must be measured, controlled and managed as necessary in order to protect the company's capital and reputation. The manner in which HQ identifies, follows up and manages these risks is a pivotal aspect of operations. See Note 28 in HQ's Annual Report 2007 for a more detailed description of the risk exposure and risk management of the group and parent company. It is estimated that there are no new material risks other than those described in the Annual Report.

EVENTS SUBSEQUENT TO THE END OF THE REPORTING PERIOD

Convertible debenture

The board of directors proposes that a new, five-year convertible debenture be offered to employees of HQ. Simultaneously HQ intends to buy back those convertibles that were issued in 2007 at a conversion price of SEK 217. This offer corresponds to an amount totalling approximately SEK 173.6 million. If the old debenture is fully redeemed and the new debenture is fully subscribed, the maximum dilution effect will be approximately 1.4 percent. The intention is to continue to offer competitive terms to attract competent personnel. The board of HQ has called an extraordinary general meeting of shareholders for August 15 to vote on this matter.

For additional information about the offer, please refer to the separate notice of the extraordinary general meeting

Buyback of own shares

The board of directors of HQ AB decided on July 16, 2008, with the support of authorisation granted at the annual general meeting of April 4, 2008, to acquire the company's own shares. Acquisitions will be made on the OMX Nordic Exchange Stockholm and at a price per share that is within the price range registered at the time of acquisition.

In accordance with the decision of the board, a maximum of 2,711,448 shares will be acquired. As of the current date the company holds none of its own shares. If acquisitions are fully completed the company will hold 2,711,448 shares, corresponding to 10 percent of the company's issued shares. The acquisitions will be made during the period from July 18, 2008, until the time of the next annual general meeting.

The aim of the buybacks is to achieve flexibility with regard to the magnitude of equity. Implementation of the decision to acquire the company's own shares depends on market conditions, applicable regulations and the company's capital position at any time. The buybacks are expected to provide the company with higher earnings per share and return on equity.

Information regarding HQ's buybacks of its own shares will be published regularly on the company's website at www.hq.se.

CERTIFICATION AND SIGNATURES

This interim report provides a fair overview of the business, position and results of the parent company and the group and describes any significant risks and uncertainties faced by the parent company and those companies included in the group.

Stockholm, July 17, 2008

Mats Qviberg

Chairman

Stefan Dahlbo

Director

Carolina Dybeck Happe

Director

Thomas Erséus

Director

Curt Lönnström

Director

Johan Piehl

Director

Anne-Marie Pålsson

Director

Pernilla Ström

Director

Mikael König

Chief Executive Officer

AUDITOR'S REPORT ON REVIEW OF INTERIM REPORT

To the board of directors of HQ AB (publ)

Corporate Identity Number 556573-5650

Introduction

We have reviewed this interim report for the period January 1, 2008 until June 30, 2008. The preparation and presentation of these interim accounts for the group in accordance with IAS 34 and the provisions of the Swedish Annual Accounts Act for Credit Institutions and Securities Companies and for the parent company in accordance with the Swedish Annual Accounts Act are the responsibility of the board of directors and the chief executive officer. Our responsibility is to express an opinion on this interim report, based on our review.

The focus and scope of the review

We have conducted our review in accordance with the Standard on Review Engagements SÖG 2410, Review of Interim Financial Information Performed by the Independent Auditor of the Entity. A review consists of making inquiries, primarily of persons responsible for financial and accounting matters, and applying analytical and other review procedures. A review has a different focus and is substantially less in scope than an audit conducted in accordance with Standards on Auditing in Sweden RS and other generally accepted auditing practices. The procedures performed in a review do not enable us to obtain a level of assurance that would make us aware of all significant matters that might be identified in an audit. Therefore, the conclusion expressed based on a review does not give the same level of assurance as a conclusion expressed based on an audit.

Conclusion

Based on our review, nothing has come to our attention that causes us to believe this interim report has not, in every significant respect, been prepared in accordance with IAS 34 and the provisions of the Swedish Annual Accounts Act for Credit Institutions and Securities Companies for the group and the provisions of the Swedish Annual Accounts Act for the parent company.

Stockholm, July 17, 2008

KPMG Bohlins AB

Johan Dyrefors

Authorised Public Accountant



HQ AB (publ)

103 71 Stockholm, Sweden. Visitors: Norrlandsgatan 15 Entrance D. Corporate Identity Number SE556573-5650

Tel +46 8 696 1700. Fax +46 8 696 1701

www.hq.se